

## BTS PANEL ANTENNA

### 1800 MHz SINGLE BAND GSM ANTENNA

**Model:KE1721X9017-DE10**



Dual-Polarization Antenna, 1710-2170 MHz, 90° horizontal beamwidth, variable electrical tilt

- Field adjustable electrical tilt
- Rugged and reliable design
- Excellent passive intermodulation suppression

Electrical Specifications			
Band Of Operation, MHz	1710 ~ 1880	1850 ~ 1990	1920 ~ 2170
Gain in dBi	16.5	16.8	17
HBW(degrees)	90	88	86
VBW(degrees)	7.5	7	6.5
Electrical Tilt (Degrees)	0 ~ 10	0 ~ 10	0 ~ 10
Polarization (Degrees)	± 45	± 45	± 45
Impedance (Ohms)	50	50	50
1st Null Fill dB	> -25	> -25	> -25
VSWR	< 1.5	< 1.5	< 1.5
Intermodulation IM3(@2x43 dbm)	< - 107	< - 107	< - 107
Side Lobe Suppression; dB (First sidelobe above horizon)	0°→≥16	0°→≥16	0°→≥16
	5°→≥15	5°→≥15	5°→≥15
	10°→≥14	10°→≥14	10°→≥15
Cross Polar Discrimination,dB	> 15	> 15	> 15
Front-to-Back Ratio;dB	>23	>23	>23
Isolation Between Ports,dB	>30	>30	>30
Max. Input Power (Watts)	300	300	300

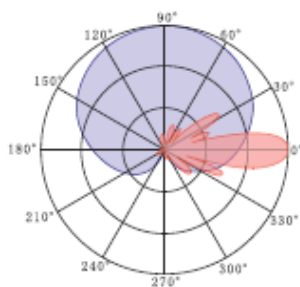
## 1800 MHz SINGLE BAND GSM ANTENNA

**Model:KE1721X9017-DE10**

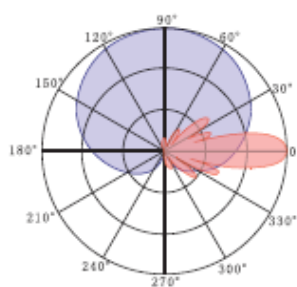
### Mechanical Specifications

Dimensions (L x W x H in mm)	1585X195X 95
<b>Weight(Kgs):</b>	
Antenna	9.5
Bracket	5
Radome Material	ABS Plastic/fiberglass
Connector Type	7/16 DIN female
Connector Position	Bottom
No. of connectors	2
Operating Temperature(°C)	- 40 ° to + 60 °
Rated Wind Speed(Km/Hr)	216
Lightening Protection	Direct ground

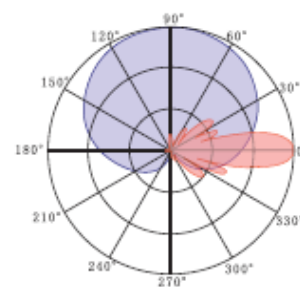
### Radiation Pattern



1710~1880MHz



1850~1990MHz



1920~2170MHz